


RJ45 Strain Relief Boots

Better Protection

10 colors available
More clear identification





**With RJ45
strain relief boots**

Protect cables
from pressure



**Without RJ45
strain relief boots**

The exposed conductor is
vulnerable to be damaged


Water-proof and Dust-proof

Effectively prevent dust or water
from entering the RJ45 plug which
could cause poor contact



Prevent Breakage

Protect the buckle from reversing
Prevent the exposure of the network
cable insulation or the network cable
breakage, etc.



Beautiful and Environmental-friendly

Cooperate with the RJ45 plug and network cable to use, firmly without falling off



6.5mm

It is suitable for OD 6.5mm, does not support OD more than 6.5 mm

Flexible and Easy for Installation and Wiring


Flexible and resilient



Method of Installation



1. Pass the cable through the RJ45 strain relief boots and strip the jacket with a wire stripper at about 2cm



2. Subtract the cross frame and anti-drawing in the network cable (ignore if do not have one)



3. Arrange and cut the cables accordingly (in the sequence of 568A/B) (reserve about 1.5cm)



4. Insert the flattened cable into the front part of the RJ45 plug



5. Buckle the RJ45 strain relief boots onto the RJ45 plug, put it into the crimping tool to press the interface, and push it into place for crimping



6. The finished cable is released

Product Parameters

Brand: Vention

Name: RJ45 Strain Relief Boots

Model: IOD


Color: Black/Deep Gray/Light Gray/White/Purple

Orange/Yellow/Green/Red/Blue

Shell: PVC

Warranty: 1 Year

Packing: PE Bag



Note: All data are from Vention Lab.
Sizes above are manually measured. There might be slight tolerance.

VENTION®





Purple

100pcs/bag



Black

50pcs/bag



