

Incredible Immersion with Narrow Bezel

VL5F Series

The VL5F series provides all-encompassing screen immersion thanks to its narrow 3.5 mm bezel-to-bezel, while its outstanding IPS panel delivers a clear image from any angle. With its extremely attractive and highly functional design, it can be used to deliver advertising and information in a variety of business environments.

Incredible Immersion with Ultra-Narrow Bezel

VL5F Series

Achieving Incredible Immersion

Virtually Seamless Screens with Narrow Bezel

The narrow bezel creates a visually stunning digital wall to effectively deliver dynamic content and immerse the viewers. The large screen it generates is enough to captivate the attention of passersby.



Image Gap Reduction

The VL5F series includes an image improvement algorithm that can reduce image gaps among tiled displays when playing back videos. Objects located on the bezel boundaries are adjusted for a seamless viewing experience.



* The "Conventional" refers to displays which do not include an image improvement algorithm.

Incredible Immersion with Ultra-Narrow Bezel

VL5F Series

Vivid and Dynamic Picture Quality

High Viewing Angle

Large screens are usually positioned higher than human-eye level, making uniform picture quality essential for video walls. The viewing angle of the VL5F series is high enough to display vivid colors throughout the screen with no distortion.



45° High Viewing Angle*

Wide Viewing Angle

It is well known that LG IPS panel technology enables the screen to be viewed from virtually any angle. Because of this, the VL5F series captures the attention of and captivates more viewers with lifelike colors, regardless of their viewing position.



* Results based on in-house testing. Actual test results may differ depending on environment and measuring equipment.


Incredible Immersion with Ultra-Narrow Bezel

VL5F Series

User Convenience

Easy Color Adjustment

Depending on the content, the color temperature of the display can be easily adjusted in increments of 100K using a remote control.



Simple White Balance Adjustment

In conventional video walls, white balance was adjustable only in “full-white” mode, but the VL5F series allows you to modify each value of grey scale to achieve more detailed and precise white balance adjustment.



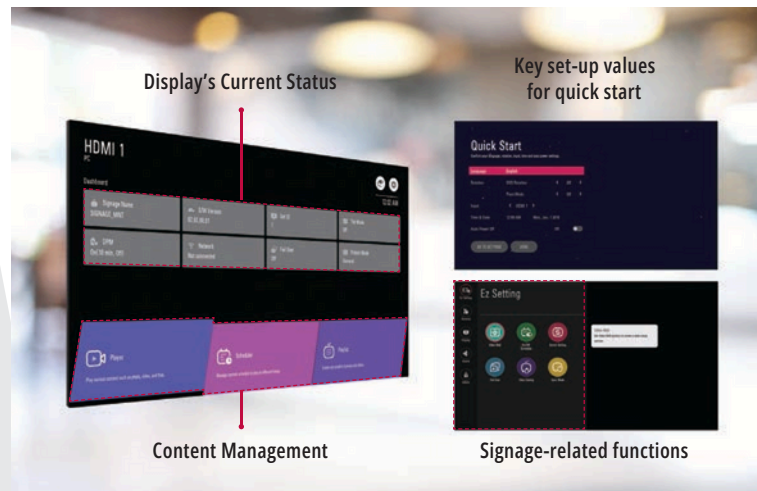
Incredible Immersion with Ultra-Narrow Bezel

VL5F Series

User Convenience

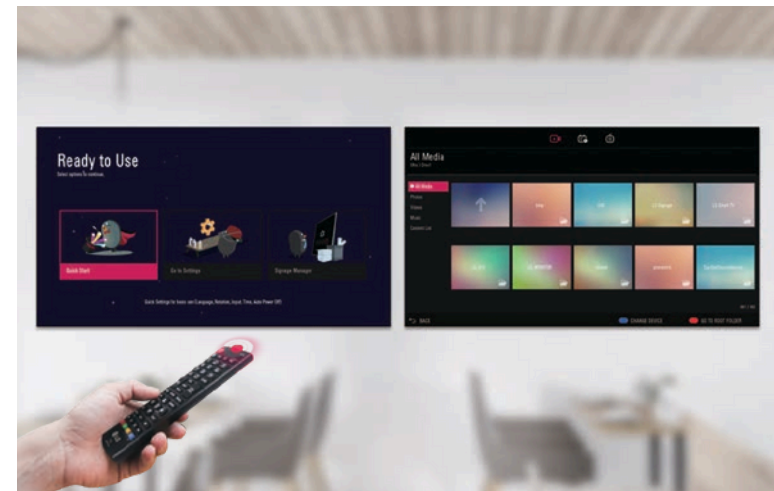
User-Friendly Menu Structure

The VL5F menu structure has been optimized for commercial use by simplifying the user interface and grouping similar functions together. This more intuitive user interface reduces the amount of trial-and-error when browsing the menu structure and managing displays.



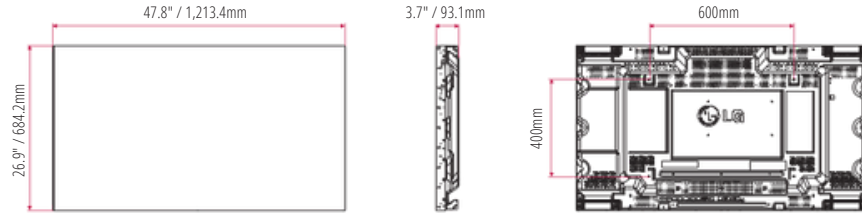
Intuitive GUI

The GUI(Graphic User Interface) is carefully designed with a four-way navigation remote control that lets users easily switch to other settings. Also, it has a larger font for better visibility, which is necessary when users want to control displays from relatively far distances.

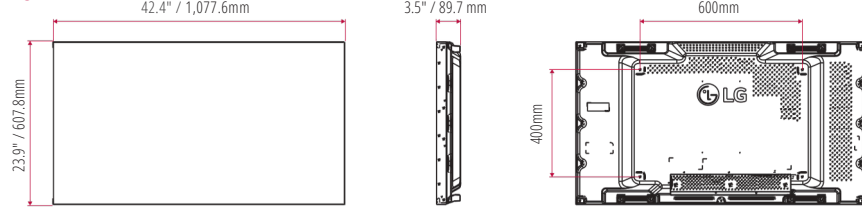


DIMENSIONS

55"

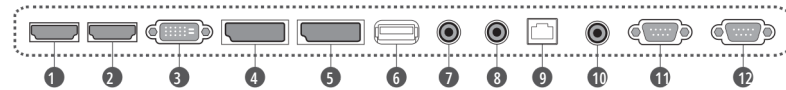


49"

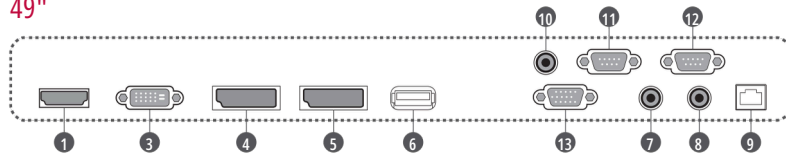


CONNECTIVITY

55"



49"



- 1 HDMI IN 1 4 DP IN 7 AUDIO IN 10 IR IN 13 RGB IN
- 2 HDMI IN 2 5 DP OUT 8 AUDIO OUT 11 RS232C IN
- 3 DVI-D IN 6 USB 2.0 IN 9 LAN IN 12 RS232C OUT



* Dimensions & Jack Panels (Read/Side) may differ from the above image, so please contact LG sales team to verify before ordering.

SPECIFICATIONS

	55VL5F	49VL5F
Panel	Screen Size	55"
	Panel Technology	IPS
	Aspect Ratio	16:9
	Native Resolution	1,920 x 1,080 (FHD)
	Brightness (Typ.)	500 nits
	Contrast Ratio	1,300:1
	Dynamic CR ¹⁾	500,000:1
	Viewing Angle (H x V)	178 x 178
	Response Time	8 ms (G to G)
	Surface Treatment	3%
	Life Time (Typ.)	50,000 Hrs
	Operation Hours	24 Hrs
Connectivity	Orientation	Landscape & Portrait
	Input	HDMI(2), DP, DVI-D, Audio, USB 2.0
	Output	DP, Audio
	External Control	RS232C In/out, RJ45(LAN) In, IR In
Mechanical Specification	Bezel Color	Black
	Bezel Width	2.25 mm (T/L) / 1.25 mm (B/R)
	Monitor Dimension (W x H x D)	47.8" x 26.9" x 3.7" / 1,213.4 x 684.2 x 93.1 mm 42.4" x 23.9" x 3.5" / 1,077.6 x 607.8 x 89.7 mm
	Weight (Head)	23 lbs / 23kg
	Carton Dimensions (W x H x D)	52.6" x 32.6" x 9.4" / 1,337 x 828 x 239 mm 47.8" x 30.6" x 10.4" / 1,214 x 778 x 263 mm
	Packed Weight	66.8 lbs / 30.3kg
	Handle	Yes
	VESA™ Standard Mount Interface	600 x 400 mm
	Key Feature	Temperature Sensor, Tile Mode (Up to 15x15), Natural Mode @Tile Mode, ISM Method, DPM Wake Up, Smart Energy Saving, File Play with USB, USB Cloning, Contents Scheduling (USB), Calibration Mode, PM Mode, Firmware Update (LAN), HDMI-CEC ²⁾ , No Signal Image (Up to 5MB), Wake on LAN, Failover, OPS Power Control, Scan Inversion (with Pivot Mode)
	Environmental Conditions	Operation Temperature 32°F to 104°F / 0°C to 40°C
Power	Operation Humidity	10% to 80%
	Power Supply	100-240V~, 50/60Hz
	Power Type	Built-In Power
	Power Consumption	Typ. / Max. 130 W / 150 W
Cer tification	Safety	IEC 60950-1 / EN 60950-1 / UL 60950-1
	EMC	FCC Class "A" / CE / KC
	ErP / Energy Star	Yes (EU Only) / Yes (Energy Star 8.0)
	Media player Compatibility	OPS Type Compatible No
Software Compatibility	External Media Player Attachable	Yes (MP500/MP700)
	Content Management Software	SuperSign CMS
	Control and Monitoring Software	SuperSign Control / Control+
	Warranty	3 Year Parts and Labor
Warranty & Other	UPC	7 19192 63431 2
	Basic Accessories	Remote Controller, Power Cord, RS232C Cable, LAN Cable, DP Cable, IR Receiver, Guide Bracket, Screws, Manual
	Optional	Wall Mount (Landscape: WM-L640V, Portrait: WM-P640V)

¹⁾ The luminosity ratio of Full Black/Full White color on video input condition.

²⁾ Compatibility may differ by equipment.

* Specifications are subject to change without notice, so please contact LG sales team to verify before ordering.